



Software : by Martin J. King
e-mail MJKing57@aol.com

Copyright © 2002 by Martin J. King. All Rights Reserved.

Reference : Design and Construction of a Mass Loaded Tapered Quarter Wavelength Tube (ML TQWT) Using the Fostex FE-164 Full Range Driver
by Martin J. King, 4/21/01

Unit and Constant Definition

cycle := 2·π·rad

Hz := cycle·sec⁻¹

Air Density : ρ := 1.21·kg·m⁻³

Speed of Sound : c := 342·m·sec⁻¹



User Input (Edit This Section and Input all of the Parameters for the System to be Analyzed)

R_{series} := 3.5·Ω

Driver Thiele / Small Parameters : Fostex FE-208 Sigma Properties

f_d := 51.565·Hz

V_d := 45.1·liter

R_e := 6.4·Ω + R_{series}

Q_{ed} := 0.24· $\frac{R_e}{6.4 \cdot \Omega}$

L_{vc} := 0.85·mH

Q_{md} := 3.450

S_d := π·(81·mm)²

Q_{td} := $\left(\frac{1}{Q_{ed}} + \frac{1}{Q_{md}}\right)^{-1}$

Bl := 10.470· $\frac{\text{newton}}{\text{amp}}$

Q_{td} = 0.335

ML TQWT Geometry Definition (see Figure 7, pg 16 of the referenced article)

L := 36·in

(Length of the ML TQWT)

ξ := 6·36⁻¹

(Driver Position Ratio)

S₀ := 10·12·in² - 4·0.625·0.75·in²

(Area of the small end of the ML TQWT)

S_L := 10·12·in² - 4·0.625·0.75·in²

(Area of the large end of the ML TQWT)

Density := 0.2·lb·ft⁻³

(Stuffing density : 0 lb/ft³ < D < 1 lb/ft³)

r_{port} := 1.5·in

(Radius of the port)

L_{port} := 2.0·in

(Length of the port)

Transmission Line Definition

$(0 \text{ lb/ft}^3 < D < 1 \text{ lb/ft}^3)$

$n_{\text{closed}} := 4$

$(n_{\text{closed}} > 1)$

$n_{\text{open}} := 4$

$(n_{\text{open}} > 1)$

Geometry Definition

$TR := (S_L - S_0) \cdot L^{-1}$

$TR = 0.000 \text{ m}$

Closed End of Transmission Line**(Driver ----> Closed End)****Section Length****Initial Area****Final Area****Stuffing Density**

$L_{c_0} := L \cdot \xi \cdot (n_{\text{closed}} + 1)^{-1}$

$S_{c_{0,0}} := S_0 + TR \cdot \xi \cdot L$

$S_{c_{0,1}} := S_{c_{0,0}} - TR \cdot L_{c_0}$

$D_{c_0} := \text{Density}$

$L_{c_1} := L \cdot \xi \cdot (n_{\text{closed}} + 1)^{-1}$

$S_{c_{1,0}} := S_{c_{0,1}}$

$S_{c_{1,1}} := S_{c_{1,0}} - TR \cdot L_{c_1}$

$D_{c_1} := \text{Density}$

$L_{c_2} := L \cdot \xi \cdot (n_{\text{closed}} + 1)^{-1}$

$S_{c_{2,0}} := S_{c_{1,1}}$

$S_{c_{2,1}} := S_{c_{2,0}} - TR \cdot L_{c_2}$

$D_{c_2} := \text{Density}$

$L_{c_3} := L \cdot \xi \cdot (n_{\text{closed}} + 1)^{-1}$

$S_{c_{3,0}} := S_{c_{2,1}}$

$S_{c_{3,1}} := S_{c_{3,0}} - TR \cdot L_{c_3}$

$D_{c_3} := \text{Density}$

$L_{c_4} := L \cdot \xi \cdot (n_{\text{closed}} + 1)^{-1}$

$S_{c_{4,0}} := S_{c_{3,1}}$

$S_{c_{4,1}} := S_0$

$D_{c_4} := \text{Density}$

Open End of Transmission Line**(Driver ----> Open End)****Section Length****Initial Area****Final Area****Stuffing Density**

$L_{o_0} := L \cdot (1 - \xi) \cdot (n_{\text{open}})^{-1}$

$S_{o_{0,0}} := S_{c_{0,0}}$

$S_{o_{0,1}} := S_{o_{0,0}} + TR \cdot L_{o_0}$

$D_{o_0} := \text{Density}$

$L_{o_1} := L \cdot (1 - \xi) \cdot (n_{\text{open}})^{-1}$

$S_{o_{1,0}} := S_{o_{0,1}}$

$S_{o_{1,1}} := S_{o_{1,0}} + TR \cdot L_{o_1}$

$D_{o_1} := 0.0 \cdot \text{lb} \cdot \text{ft}^{-3}$

$L_{o_2} := L \cdot (1 - \xi) \cdot (n_{\text{open}})^{-1}$

$S_{o_{2,0}} := S_{o_{1,1}}$

$S_{o_{2,1}} := S_{o_{2,0}} + TR \cdot L_{o_2}$

$D_{o_2} := 0.0 \cdot \text{lb} \cdot \text{ft}^{-3}$

$L_{o_3} := L \cdot (1 - \xi) \cdot (n_{\text{open}})^{-1}$

$S_{o_{3,0}} := S_{o_{2,1}}$

$S_{o_{3,1}} := S_{o_{3,0}} + TR \cdot L_{o_3}$

$D_{o_3} := 0.0 \cdot \text{lb} \cdot \text{ft}^{-3}$

$L_{o_4} := L_{\text{port}} + 0.6 \cdot r_{\text{port}}$

$S_{o_{4,0}} := \pi \cdot r_{\text{port}}^2$

$S_{o_{4,1}} := \pi \cdot r_{\text{port}}^2$

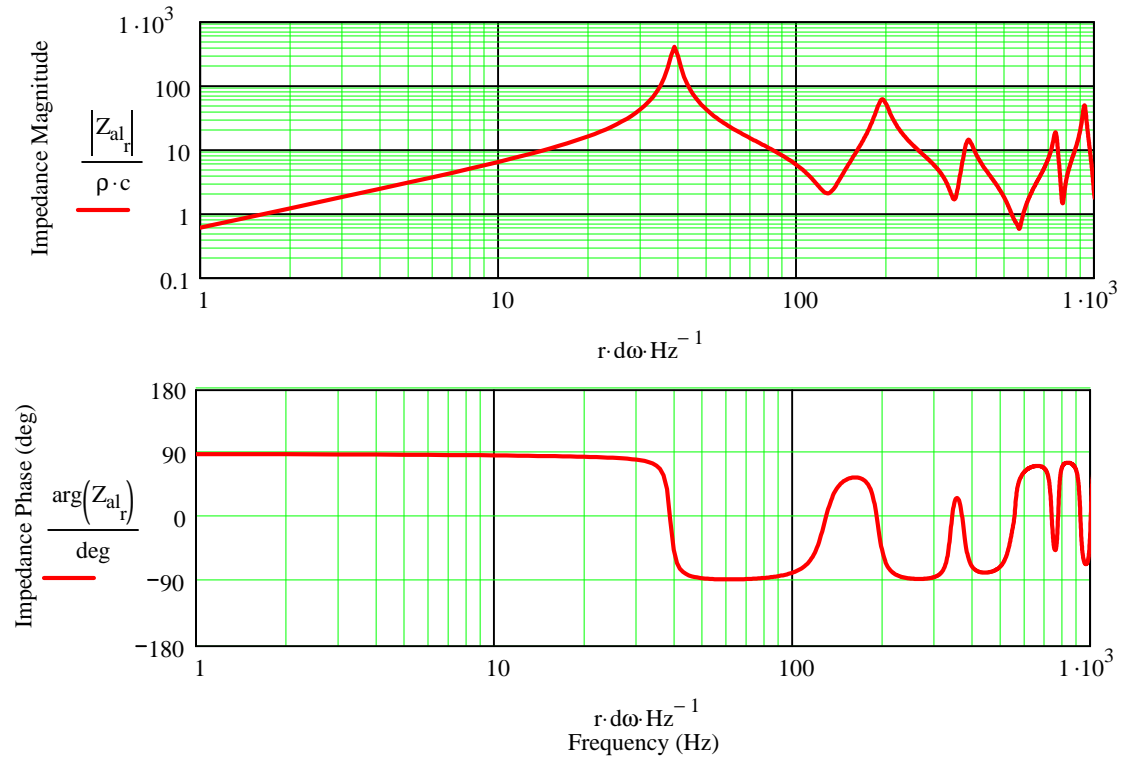
$D_{o_4} := 0.0 \cdot \text{lb} \cdot \text{ft}^{-3}$

Total Length of the Transmission Line

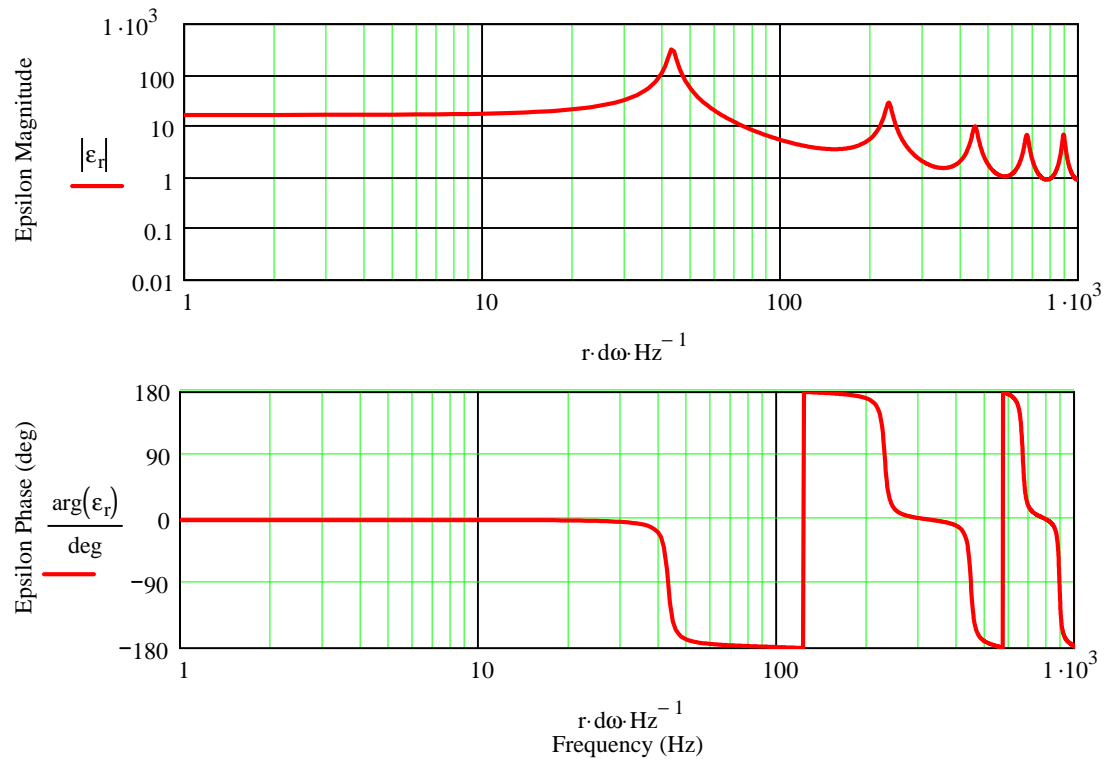
$$\sum_{i=0}^{n_{\text{closed}}} L_{c_i} + \sum_{i=0}^{n_{\text{open}}} L_{o_i} = 38.900 \text{ in}$$



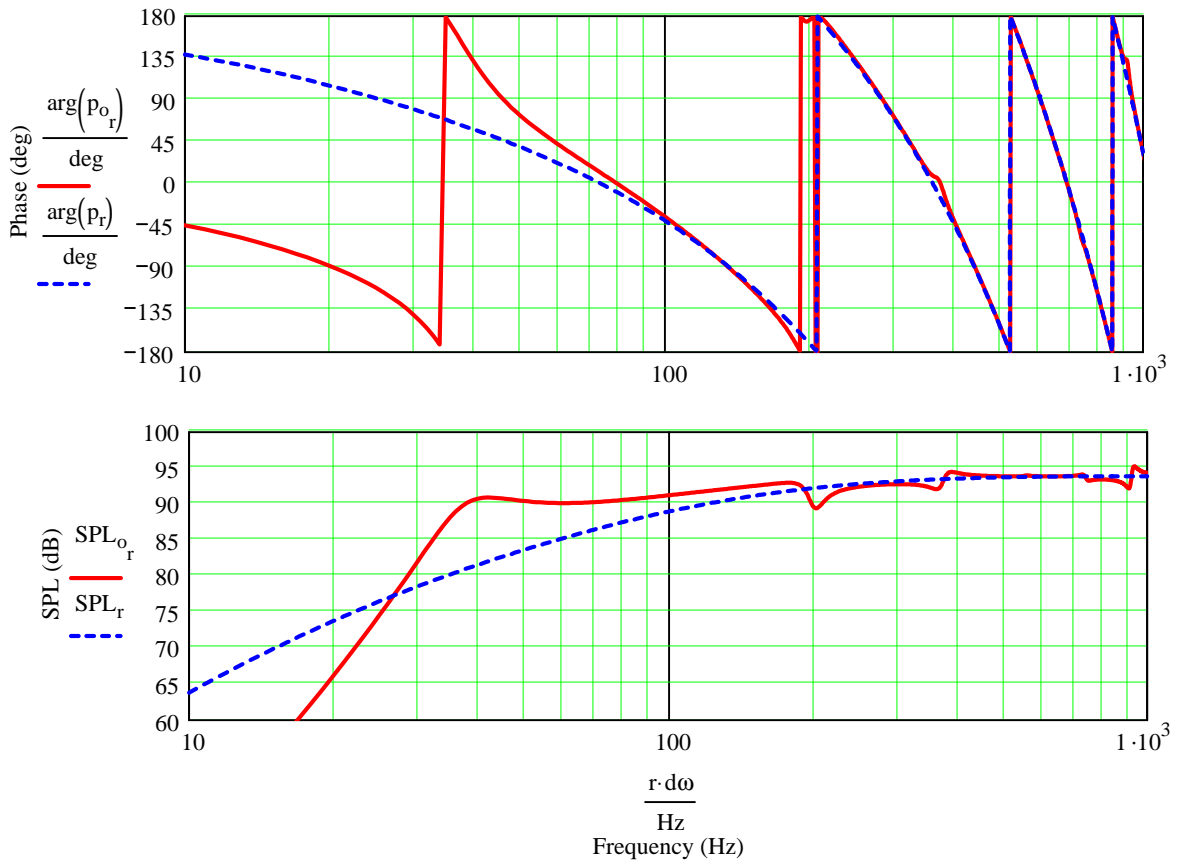
Resulting Acoustic Impedance for the Transmission Line



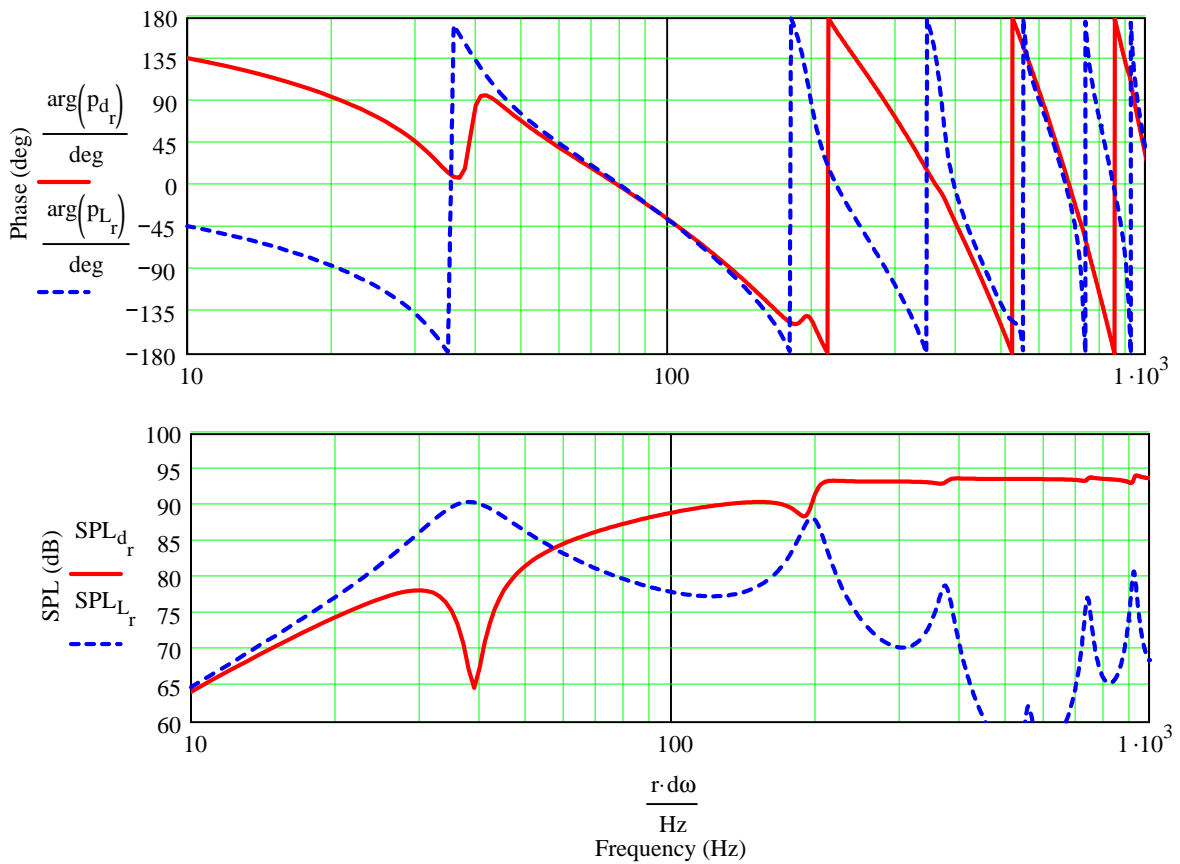
Velocity at the Terminus of the Transmission Line for a 1 m/sec Driver Excitation



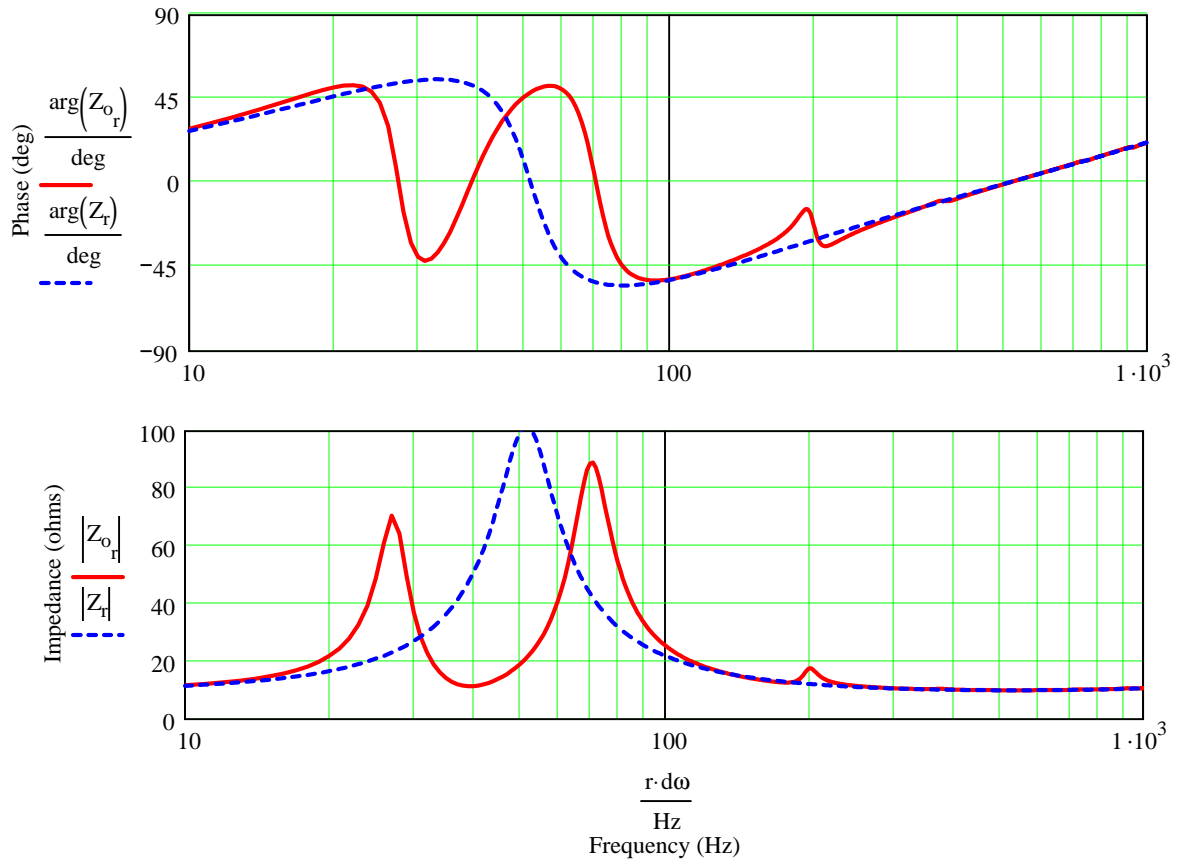
Far Field Transmission Line System and Infinite Baffle Sound Pressure Level Responses



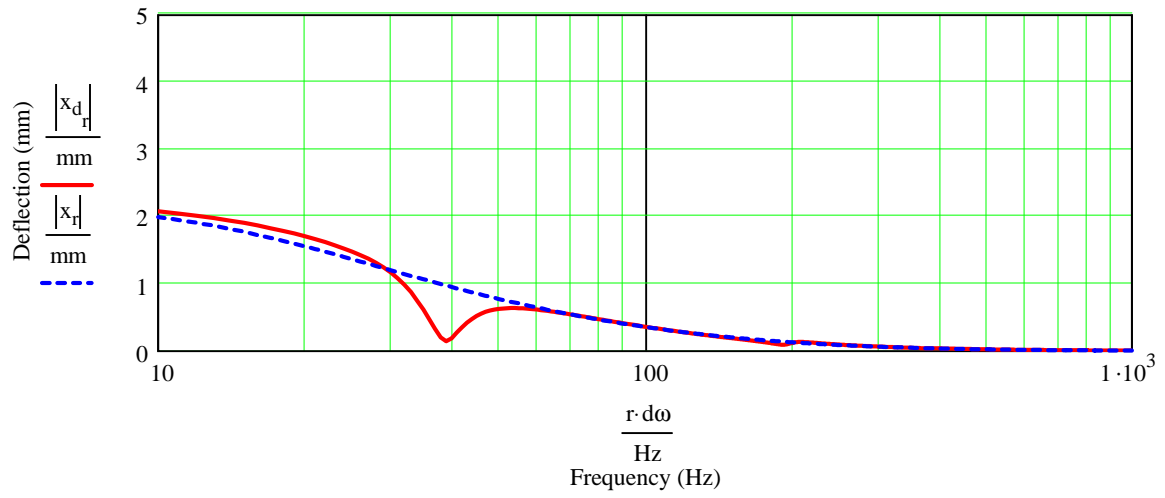
Woofer and Terminus Far Field Sound Pressure Level Responses



Transmission Line System and Infinite Baffle Impedance



Woofer Displacement



System Time Response for an Impulse Input

